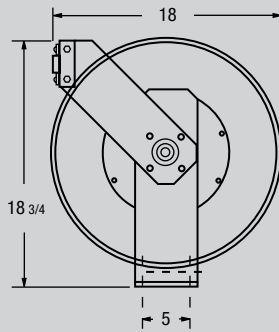
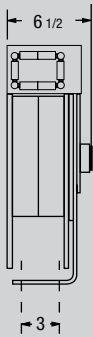


HOSETRACT


HOSE REELS

Inlet — 1/2" FPT Max. Temp. — 200°F



Mounting Slots
1/2" wide x 3/4" deep
for max 7/16" dia. bolt

Reels shipped standard
of hose payout position.
For ceiling mount add
suffix sc.



For 3/8" and 1/2" Hose I.D.

CS Series

304 STAINLESS STEEL Reels should be utilized in harsh environments, such as chemical clean up or when an exceptionally clean area has to be maintained for food or beverage process. The latch mechanism is non-sparking in the event flammable gases or liquids are present. Only available in low pressure.

LOW PRESSURE ONLY

Model Number	Operating Pressure	Hose I.D.	Hose Length	Shipping Weight
LCS-300*	1000 PSI	3/8 IN.	—	40#
LCS-340	300 PSI	3/8 IN.	40 Ft.	44#
LCS-350	300 PSI	3/8 IN.	50 Ft.	45#
LCS-370	300 PSI	3/8 IN.	70 Ft.	51#
LCS-500*	1000 PSI	1/2 IN.	—	41#
LCS-540	300 PSI	1/2 IN.	40 Ft.	50#
LCS-550	300 PSI	1/2 IN.	50 Ft.	56#

OPTIONS AVAILABLE

Air / Water application hose

White washdown hose

Chemical application hose

* Models without hose.



Hosetract Industries, LTD. • P: 260.489.8828 • F: 260.489.6088

HOSETRACT 